

CyberTAN Technology, Inc.

Investors Meeting

Dec.5 , 2025



Safe Harbor Notice

- ◆ This document and relevant information herein may contain internal and external forward-looking information and constitute forward-looking statement.
- ◆ This document and relevant information may contain certain forward-looking statements. Such forward-looking statement is not actual results but only reflects the Company's estimates and expectations and is subject to inherent risks and uncertainties that could cause actual results to differ materially from such statement.
- ◆ Any business outlook or forward-looking statement hereof reflects the Company's estimates and expectations as of now and is subject to change after this date. Unless required by applicable law, the Company undertakes no obligation to update any such information.
- ◆ We didn't expressed or implied any statement or promise, you should not place undue reliance on this presentation.

Agenda

- ◆ **Executive Summary**
- ◆ **Finance Report**
- ◆ **Operation Status & 2024 Outlook.**
- ◆ **Q&A**

Executive Summary



2024 Global Economic Environment

- Trade war escalated also the expansion of regional conflicts
- The United States maintains robust growth with faces fiscal and monetary challenges
- Global GDP growth has stagnated, becoming the new normal



Challenges & Opportunities in the Telecommunications Industry

- Increased penetration of new technologies: WiFi 7, 5G, and Multi-G PON
- Geopolitics continues to influence supply chain relocation strategies and processes
- The robust growth of AI and the upgrade of data center bandwidth



CyberTAN Internal RD/Process Polish Up

- Continuously build core competitiveness
- Investment in R&D Personnel for New Areas
- Strengthening the Depth of Product Lines

Finance Report

Q1~Q3 2025 Income Statement

NT\$ million

Item	Q1~Q3 2025		Q1~Q3 2024		Change
	Amount	%	Amount	%	%
Net Revenue	3,049	100.0	2,461	100.0	23.9
Gross Margin	178	5.8	105	4.3	
Operating Expenses	558	18.3	382	15.5	
Operating Margin	(380)	-12.5	(277)	-11.3	
Non-Operating Items	856	28.1	301	12.2	
Net Income before Tax	476	15.6	24	1.0	
Net Income	478	15.7	23	0.9	
EPS(NT Dollar)	1.47		0.07		

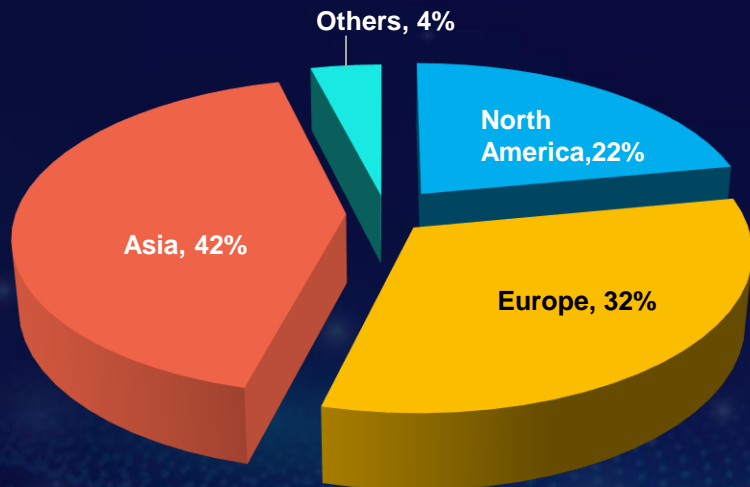
Balance Sheet

NT\$ million

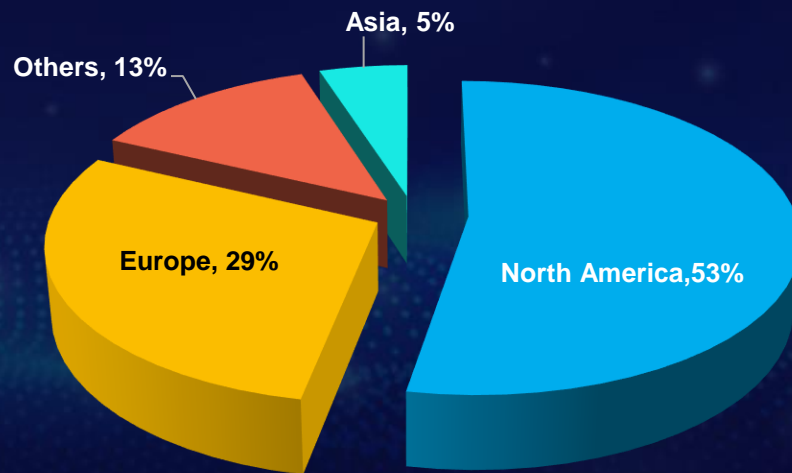
Item	2025.9.30		2024.12.31		2024.9.30	
	Amount	%	Amount	%	Amount	%
Total assets	6,591	100.0	6,580	100.0	6,607	100.0
Cash and cash equivalents	551	8.4	1,205	18.3	1,452	22.0
Financial assets at amortised cost	663	10.1	590	9.0	770	11.7
Accounts Receivable	1,145	17.4	1,001	15.2	818	12.4
Inventories	1,281	19.4	820	12.5	948	14.3
Financial assets measured at fair value through profit or loss	286	4.3	52	0.8	10	0.2
Investments accounted for using equity method	26	0.4	375	5.7	445	6.7
Property, plant and equipment	1,873	28.4	1,700	25.8	1,287	19.5
Right-of-use assets	330	5.0	368	5.6	372	5.6
Other Assets	436	6.7	469	7.1	505	7.6
Total Liabilities	2,049	31.1	1,941	29.5	1,873	28.3
Current borrowings	190	2.9	95	1.4	0	0.0
Accounts payable	1,191	18.1	887	13.5	1,000	15.1
Other Liabilities	668	10.1	959	14.6	873	13.2
Total Equity	4,542	68.9	4,639	70.5	4,734	71.7

Revenue Breakdown-By Region

2025Q1-Q3

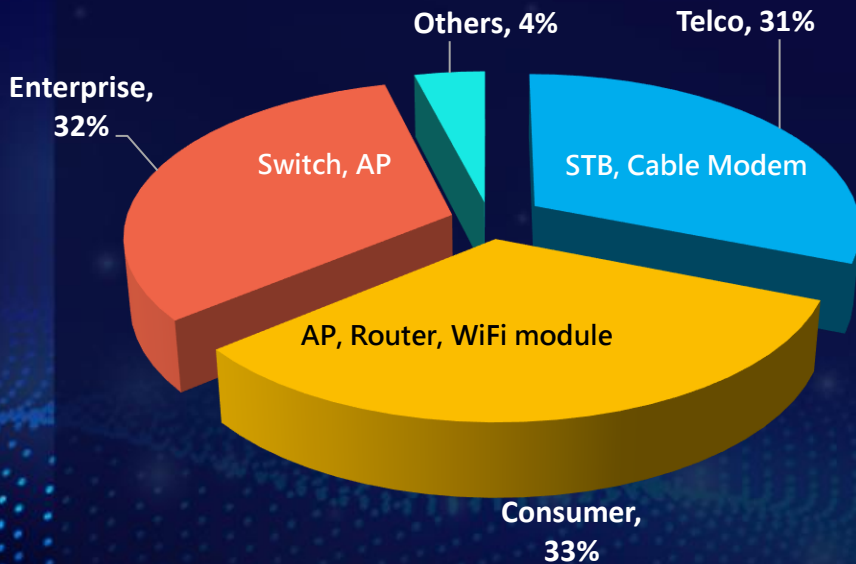


2024Q1-Q3




Revenue Breakdown-By Product

2025Q1-Q3



2024Q1-Q3



Operation Status & Future Outlook

Brand New CyberTAN



Global Exposure & Promotion



DIGITIMES

非紅浪潮洗牌東協通版圖 建漢瞄準菲律賓中小企

行動/網路/VR 報導/台北



在國際政治與產業版圖快速重組下，東南亞成為台灣積極拓展的要地之一。其中，菲律賓近年外交政策從親中轉向親美，加上政府大力推動「數位基礎建設計畫」（PDIP），加速網路覆蓋率提升，為非中系網路供應商開闢新商機。

台灣網路通正積極卡位，其中網路廠建漢近期藉由參加菲律賓台灣貿易展，正式向菲律賓市場探路，有意切入當地的中小型企業（SMB）網路設備與電信市場。

菲SMB市場競爭激烈 台廠以品質、技術突圍

建漢觀察，菲律賓SMB市場因進入門檻不高、產品認證相對容易取得，導致市場競爭



2025~2027 Growth Drivers

AI-POWERED PRODUCT LINES



AI
ARTIFICIAL
INTELLIGENCE

1.



1. WiFi

ODM CM SMB Telco

- WiFi6/6E & WiFi7
- Indoor / Outdoor

2.



Office

SMB ODM Telco

- Management Switch
- AI Applications / Cloud Controller
- Security / SD-WAN

3.



Broadband

Telco ODM CM

- GPON / XGSPON
- 4G / 5G CPE

4.



4. IPCam

ODM CM SMB Telco

- IP CAM: Doorbell/ Indoor/ Outdoor
- AI Recognition/ Edge Computing

2025 New Manufactory



- ◆ Location: Bac Giang, Vietnam ◆ Total MFG Space: 60,000 M²
- ◆ Product: Enterprise AP, Switch, Controller, WiFi Mesh Router, PON, Cell Site Router, IP Cam, Satcom Gateway, IoT Gateway & Monitor...etc.

Sustainability Commitment: 2025 Beyond Compliance

Performance Recognition



RBA VAP
Gold



EcoVadis
Commitment Badge

CDP disclosure

Science-based

Carbon Reduction Plan

Human Rights

Risk Assessment

ISO 45001

ISO 27001

Anti-Corruption

Disclosure Achievements



Assured Sustainability Report



Climate-Related Financial Disclosure



**Costumer
Product
Carbon Footprint**

Q & A

THANK YOU!